

PICTURE this








- 1 Consider the concept listed in the left column.
- 2 Come up with a series of ideas for visuals that represent the concept, and write them in the columns to the right of the concept.

You will begin to access your System 2 thinking as you move from left to right.

PICTURE this



VISUALS

CONCEPT	#1	#2	#3	#4	#5
HOT					
COLD					
FAST					
SLOW					